

MULTICULTURAL EDUCATION QUICK GUIDE

The
Multicultural



Education

Project

ALL YOU NEED TO KNOW TO START IMPLEMENTING DIVERSITY AND
MULTICULTURALISM IN YOUR CLASSROOM TODAY!



Questions to Evaluate Your Curriculum for Multicultural Education

If you want to assure that your classroom is becoming the workspace that you will be proud of, make sure to reflect on the following questions and make the adjustments you need.

1) Does your curriculum include diverse perspectives and voices from different cultures, ethnicities, and backgrounds?

YES



NO

2) Are your students exposed to different cultural practices, traditions, and values?

YES



NO

3) Are stereotypes and biases challenged and addressed in your curriculum?

YES



NO

4) Is your curriculum inclusive of different learning styles and abilities?

YES



NO

5) Does your curriculum promote critical thinking, empathy, and understanding of social justice issues?

YES



NO

By taking a moment to analyze any gaps in your curriculum, you'll unlock the key to creating an even more vibrant and inclusive learning environment for your students.





Questions to Evaluate Your Curriculum for Multicultural Education

Try to remember previous projects and activities, the final products and results, the feedback from your students, and how successful those activities could be measured by you.

6) Are your students taught to respect and appreciate cultural diversity?

YES



NO

7) Are your students provided with opportunities to engage with and learn from diverse communities?

YES



NO

8) Are alternative resources and materials that can help you to launch multicultural education in the classroom?


YES



NO

9) Is your curriculum aligned with state or national standards for multicultural education?

YES



NO

5) Can you conduct this self-evaluation and put an action plan in place to ensure that the curriculum remains current and relevant?

YES



NO

On the next page, you'll find a handy implementation checklist to help you visualize the positive and impactful changes you can make. Trust us, your students will thank you for it!





Multicultural Strategies Implementation Checklist


We've got your back as you begin to incorporate culture and diversity into your classroom. Put down a checkmark when you achieve your goal and remember to tag us at @themulticulturaledproject on social media to share your win!




Start with an open mind and a willingness to learn and grow.




Learn about the diverse backgrounds and experiences of your students. Create an activity where they can share their stories




After evaluating your curriculum, look for inclusivity and diversity. Try one lesson that highlights the struggles of minorities and how can we help.



Incorporate multicultural resources, such as artists from different countries, inquired-based lessons, and diverse literature or historical perspectives.



Develop a bilingual lesson plan, highlighting different aspects of language and how can we learn with each other and improve communication skills.






Multicultural Strategies Implementation Checklist


Remember, progress happens one step at a time, so don't get overwhelmed! Our strategies list will be your trusty guide as you take the first step toward a more inclusive learning environment.




Build connections with your students' home countries through guest speakers and cultural celebrations.



Connect your students with foreign staff members, teachers, and students that can share their own unique stories.



Encourage open communication and create a safe space for students to share their perspectives and experiences. Consider having a suggestion box where they can share their thoughts and ideas.



Infuse multicultural education into all aspects of your teaching, from classroom management to assessment.



Celebrate diversity and promote inclusion in your classroom every day!



If you are feeling overwhelmed by those tasks, remember that we have on our website and TPT Store ready-to-use lesson plans that will take away all your concerns about starting to implement multicultural lessons!

themulticulturaledproject.com






The Don'ts when Implementing Multicultural Strategies:

To avoid any uncomfortable situations, we want to help you create an environment where all of your students feel seen, heard, and valued. So take a look at our list of what not to do, and get ready to take your first steps towards a more inclusive classroom where everyone can thrive!


Don't assume you know everything about a particular culture or community. Be open to learning and researching new information.



Don't use stereotypes or generalizations when discussing cultures or communities. It's important to recognize the diversity and individuality within each group.




Don't ignore or dismiss the contributions of diverse individuals throughout history. It's important to incorporate diverse perspectives and contributions in all subject areas.




Don't shy away from discussing difficult topics related to social justice and equity. It's important to create a safe space for students to share their experiences and learn from each other.




Don't ignore the language needs of students who are English language learners. Provide support and resources to help them succeed in the classroom.




Don't only rely on textbooks and standardized curriculum. Incorporate a variety of resources and materials to provide a more diverse and inclusive learning experience.




Don't assume that all students from diverse backgrounds have the same experiences or perspectives. Be open to individual differences and perspectives.



Don't wait for special occasions or events to celebrate diversity. Incorporate multicultural themes and celebrations throughout the year.



Don't forget that multicultural education is an ongoing process. It requires continuous learning, reflection, and adaptation to create a more responsive and inclusive classroom environment.



We understand that diving into the world of multicultural education and diversity can feel like uncharted territory for many teachers. Even with the best of intentions, it's possible to accidentally create lessons and activities that are biased or disrespectful.



Resources to Incorporate Multicultural Strategies:



As we like to say, Multicultural Education is an ever-evolving journey that's best traveled with an open mind and a willingness to learn. Here is another list of resources to help you stay up-to-date and well-informed about the diverse and exciting world of Multicultural Education. Your journey toward greater understanding and inclusivity is going to be incredibly enriching and productive!

1. **Teaching Tolerance**: A website that provides free resources, lesson plans, and professional development opportunities for teachers to incorporate multicultural education into their classrooms.
2. **Culturally Responsive Teaching**: A book by Geneva Gay that provides teachers with practical strategies for creating a culturally responsive classroom environment.
3. **Diversity and Inclusion in the Classroom**: A free course offered by EdX that explores the importance of diversity and inclusion in the classroom and provides strategies for promoting a culturally responsive learning environment.
4. **National Education Association (NEA) Multicultural Toolkit**: A toolkit that provides teachers with resources and strategies for incorporating multicultural education into their classroom.
5. **Facing History and Ourselves**: An organization that provides resources and professional development opportunities for teachers to promote social justice and civic engagement in the classroom.
6. **The Zinn Education Project**: A website that provides free resources and lesson plans that promote critical thinking and social justice in the classroom.
7. **Teaching for Change**: An organization that provides resources and strategies for teaching about social justice issues and promoting equity and inclusivity in the classroom.
8. **Rethinking Schools**: A magazine and website that provides resources and strategies for teaching about social justice and promoting equity and inclusivity in the classroom.
9. **Anti-Defamation League (ADL) Education**: A website that provides resources and strategies for promoting diversity, equity, and inclusion in the classroom.
10. **National Association for Multicultural Education (NAME)**: A professional organization that provides resources, professional development opportunities, and networking opportunities for teachers and educators who are committed to promoting multicultural education in the classroom.





Thank you for downloading our resources!



Remember that on our website, we have diverse materials and resources that help you to flip your classroom into a multicultural place, where your students will be able to experience the world through Arts and culture. Several Multicultural activities, for all grade levels, Project-Based Learning, Arts Integration, and student choice-based are some examples.

Explore our library or find more on Teachers Pay Teachers!

We are glad to have you on this journey and remember: Be Creative Today!

Camila Vasconcelos

CEO The Multicultural Education Project



Website: [The Multicultural Education Project](#)



Teachers Pay Teachers: [The Mep Store Resources](#)



YouTube Channel: [Ms. Mila Arts & Culture](#)



Instagram: [@msmilaarts](#)





Terms of Use

The Multicultural Education Project



Please note, that this product is for personal classroom use by a single teacher.

You have permission to copy for SINGLE classroom use only. Electronic distribution is limited to SINGLE classroom use only. Do not post this product electronically in ANY form. Do not copy or sell any part of this product. To do so violates the Digital Millennium Copyright Act.

If you would like a copy of this product for more than one teacher, please contact the owner.

All rights reserved by The Multicultural Education Project

In addition, here are the terms of use for this resource:

YOU MAY ...

- Use this product for your own personal use.
- Use this product for your own classroom and students.
- Copy this item for use in your classroom by your students.
- Purchase unlimited licenses at a great discount for other educators to use.
- Reference this product in blog posts, at workshops, and personally to recommend it to others, provided you include a link for it to be purchased directly from (YOUR STORE)

YOU MAY NOT ...

- Give this product to others.
- Copy this product for others to use.
- Post this product anywhere online, including a personal website, classroom website, or district website.
- Copy or modify any part of this product to offer for others for free or for sale.
- Claim this product as your own, alter the files in anyway, or remove copyright.

CREDITS:



@msmilaarts



The Multicultural
Education Project

